

[Login](#) | [Subscribe Free](#)

- [HOME](#)
- [NEWS](#)
- [ARTICLES](#)
- [PUBLICATIONS](#)
- [WEBINARS](#)
- [PRODUCTS](#)
- [WHITEPAPERS / APP NOTES](#)
- [CONTENT HUBS](#)
- [EVENTS](#)
- [TARGETS](#)
- [SCREENING](#)
- [STEM CELLS](#)
- [HIT-TO-LEAD](#)
- [OMICS](#)
- [IMAGING](#)
- [INFORMATICS](#)
- [REGS & LEGS](#)

Advancing Therapeutic Antibody Discovery with Multiplexed Screening

[Download > White Paper](#)



sartorius
intellicyt
A SARTORIUS BRAND

NEWS

Scientists generate an atlas of the human genome using stem cells

By [Drug Target Review](#)

25 April 2018

[No comments yet](#)

Scientists have generated an atlas of the human genome using a state-of-the-art gene editing technology and human embryonic stem cells, illuminating the roles that our genes play in health and disease.

SHARES

0



RELATED TOPICS

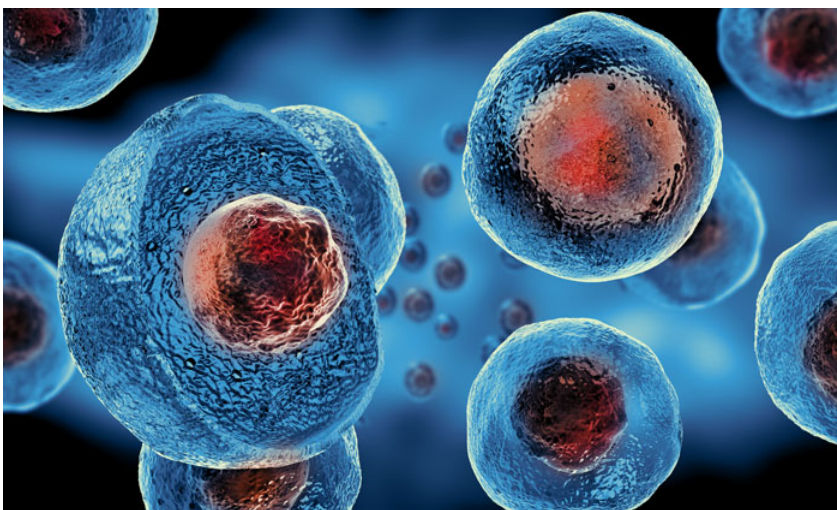
[DNA](#), [Genome editing](#), [Genomics](#), [Stem Cells](#)

RELATED ORGANISATIONS

[Hebrew University of Jerusalem](#)

RELATED PEOPLE

[Dr. Atilgan Yilmaz](#),
[Prof Nissim Benvenisty](#)



The new study by scientists at the Hebrew University of Jerusalem provides a novel tool to map the function of all human genes using human embryonic stem cells.

The researchers analyzed virtually all human genes in the human genome by generating more than 180,000 distinct mutations. To produce such a vast array of mutations, they combined a sophisticated gene-editing technology (CRISPR-Cas9 screening) with a new type of embryonic stem cells that was recently isolated by the same research group. This new type of stem cells harbours only a single copy of the human genome, instead of two copies from the mother and father, making gene editing easier thanks to the need of mutating only one copy for each gene (see: '[Scientists generate a new type of human stem cell that has half a genome](#),' March 17, 2016).

The researchers show that a mere 9% of all the genes in the human genome are essential for the growth and survival of human embryonic [stem cells](#), whereas 5% of them actually limit the growth of these cells. They could also analyse the role of genes responsible for all hereditary disorders in early human development and growth. Furthermore, they showed how cancer-causing genes could affect the growth of the human embryo.

Automated assessment of Liver and Cardiac toxicities in lead optimisation, using biochemical and human iPS cell assays

In this two-part webinar, leading industry experts from TECAN and Fraunhofer IME ScreeningPort, will cover both automation of P450 (CYP) assays and the automatisisation of cellular differentiation processes and compound testing using human induced pluripotent stem cells based assays.

[Click here to find out more](#)

"This gene atlas enables a new functional view on how we study the human genome and provides a tool that will change the fashion by which we analyse and treat cancer and genetic disorders," said Prof. Nissim Benvenisty, MD, PhD, Director of the Azrieli Center for Stem Cells and Genetic Research and the Herbert Cohn Chair in Cancer Research at the Hebrew University of Jerusalem, and the senior author of the study.

Another key finding of the study was the identification of a small group of genes that are uniquely essential for the survival of human embryonic stem cells but not to other cell types. These genes are thought to maintain the identity of embryonic stem cells and prevent them from becoming cancerous or turning into adult cell types.

"This study creates a new framework for the understanding of what it means to be an embryonic stem cell at the genetic level," said Dr. Atilgan Yilmaz, PhD, postdoctoral fellow and a lead author on the paper. "The more complete a picture we have of the nature of these cells, the better chances we have for successful therapies in the clinic."

The scientists have reported their findings in the journal *Nature Cell Biology*.



Transforming translational research: CANscript™ - A better predictive model for oncology

17 MAY
3:00PM (BST)

Watch Live

REGISTER HERE

be sherlock

See if Watson can fix his experiment with Sherlock's help

Watch video

Subscribe
FREE
today!

It only takes a minute

Most popular...

Targeting telomerase as therapeutic strategy for melanoma

ALS researchers begin recreating human spinal cords on a chip

Cell therapy aids heart recovery

The role of 'extra' DNA in cancer evolution and therapy resistance

Scientists generate an atlas of the human genome using stem cells

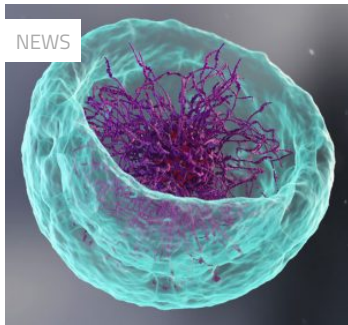


Read the latest issue

All subscriptions include online membership, giving you access to the journal and exclusive content.

SUBSCRIBE TODAY

RELATED CONTENT



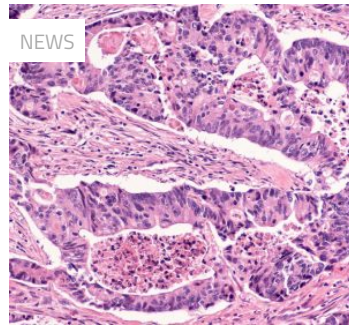
Potential new treatment for Fragile X targets one gene to affect many

By Dr Zara Kassam (Drug Target Review)



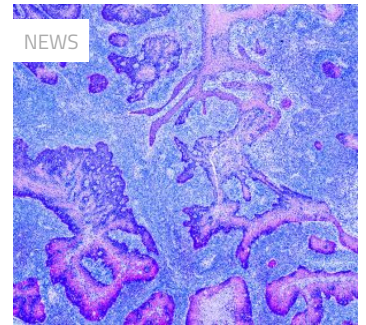
SMI's 9th annual RNA Therapeutics conference will take place in just 2 weeks!

By SMI Group



Study reveals every bowel tumour and bowel cancer cell have unique genetic fingerprints

By Drug Target Review



Scientists target glioma cancer stem cells which could improve patient survival

By Drug Target Review

Leave a Reply

Your email address will not be published. Required fields are marked *

COMMENT

NAME *

EMAIL *

WEBSITE

POST COMMENT

CONTENT

- Articles
- News
- Whitepapers & App Notes
- Corporate Content
- Webinars
- Blogs
- Events
- Products

TOPICS

- Targets
- Screening
- Stem Cells
- Hit-to-lead
- Omics
- Imaging
- Informatics
- Regs & Legs

ADVERTISING & EDITORIAL

- Media Planner
- Publishing Schedule
- Advertising Opportunities
- Advertising Tech Specs
- Author Information
- Advisory Board

WRITE FOR US | ADVERTISE WITH US

CONTACT

REGISTER

COMPANY INFORMATION

Drug Target Review is published by:
Russell Publishing Ltd.
Court Lodge
Hogtrough Hill
Brasted, Kent, TN16 1NU
United Kingdom

[About](#)
[Terms & Conditions](#)
[Privacy Policy](#)